

All Resources



Level	Class	Subject	Series	Title	Resource
<input checked="" type="checkbox"/> Primary	<input checked="" type="checkbox"/> Junior Infants <input type="checkbox"/> Senior Infants <input type="checkbox"/> 1st Class <input type="checkbox"/> 2nd Class	<input checked="" type="checkbox"/> English	<input checked="" type="checkbox"/> Rainbow Oral Language	<input type="checkbox"/> OLP Online Interactives	<input type="checkbox"/> Online Book <input checked="" type="checkbox"/> Interactive <input type="checkbox"/> Online File <input type="checkbox"/> Word Document

Resources: 1

 Save Changes


Reset 

20  1

Class	Subject	Resource Name	Resource Type	File Type	Actions
Junior Infants Senior Infants 1st Class 2nd Class	English	Rainbow OLP – JI to 2nd Online Interactives	Interactive	URL	 

Go to cjfallon to rainbow oral language. Click on the eye where the arrow is pointing.

Click on junior infants and go to unit 8. Press the green button to listen to the story. Talk about the new vocab on the right hand side of the screen. There are lots of options in the main menu after listening to the story if your child wants to play the vocab game etc.



Now go to your book and complete the pages 'At the Airport'.