

Hi everyone! I hope you all had a lovely weekend. I am missing you all and I hope you are all doing okay.

Here is your work for this week. If you do not have enough work to do on a particular day, look at the work for the following day and choose something from there.

Learn a verse of the poem, spellings (6 each night) and practice your tables every day.

Do your best. If something is very difficult, move on to something else.

Monday

ENGLISH

1. Spelling

-MSW -Learn 6 spellings

-Complete the first three activities (leave the crossword for tomorrow). You may need your dictionary for these activities.

2. Poetry:

Last week we were learning about rivers and seas in geography. Continue to read and learn this poem this week.

The River by Valerie Bloom

The River's a wanderer,
A nomad, a tramp,
He never chooses one place
To set up his camp.

The River's a winder,
Through valley and hill
He twists and he turns,
He just cannot be still.

The River's a hoarder
And he buries down deep
Those little treasures
That he wants to keep.

The River's a baby,
He gurgles and hums,
And sounds like he's happily
Sucking his thumbs.

The River's a singer,
As he dances along,
The countryside echoes

The notes of his song.

The River's a monster,
Hungry and vexed,
He's gobbled up trees
And he'll swallow you next.

wanderer = someone who travels from place to place without any clear purpose

nomad = someone who moves from place to place

tramp = a person with no home, job or money and asks for money from other people

hoarder = someone who collects a large amount of something and keeps it for themselves

1. Writing poetry

Complete Better English, p. 108 - Poems. Read about poems and create your own poem about animals.

MATHS:

1. Mental Maths

2. Tables Champions x10 and divide by 10

3. Skip counting 10, 20, 30, 40, 50, 60, 70, 80, 90, 100, 110, 120

4. 3-D Shapes <https://www.youtube.com/watch?v=2cg-Uc556-Q>

-What 3-D shapes can you find at home? Find a sphere, cylinder, cuboid and cube.

Challenge: Can you find a triangular prism or pyramid?

-Complete p. 115 Busy at Maths

GAEILGE:

Léigh Comhrá lch. 101 Abair Liom F (Read conversation p.101) - copy of page at the end of this document. There is a recording of the conversation on school website. I have translated some of the phrases below. Use your foclóir or <https://www.teaglann.ie/en/> to look up any other unknown word.

Revise the verbs below using the coloured laminates in your folders or your Irish copy.

Déan – make/do **Rinne** mé cupán tae duit (I **made** a cup of tea for you) **Ní dhearna** mé an bricfeasta (I **didn't make** the breakfast)

Bí – be **Bhí** áthas orm (I **was** happy) **Ní raibh** brón orm (I **wasn't** sad)

Abair – say **Dúirt** mé heileo leis (I **said** hello to him) **Ní dúirt** mé faic (I **didn't say** anything)

Feic – see **Chonaic** mé geansaí nua (I **saw** a new jumper) **Ní fhaca** mé do bhroga nua (I **didn't see** your new shoes)

Clois – hear **Chuala** mé rud éigin (I **heard** something) **Níor chuala** mé rud ar bith (I **didn't hear** anything)

Tar - come

Tháinig mé abhaile ar a hocht a chlog (I **came** home at eight o'clock)

Níor tháinig an traein (The train **didn't come**)

Téigh – go

Chuaigh mé ar an Luan (coo-ig may) – I **went** on Monday. **Ní**

dheachaigh mé fós. (knee knee-ack-ig may) – I **did not go** yet.



HISTORY:

Have any of you ever seen the above tower and the boat beside it? Where did you see it? This is a replica of a Viking longboat and it is located in the **Viking Triangle** resting alongside **Reginald's Tower** in Waterford City (opposite the Tower Hotel). In April, we learned about a Viking called Leif Erikson. This week, we are going to find out more about Vikings.

Read p. 48 and use your map on p. 74/75 of your Small World Geog. and Science book to locate Norway, Sweden and Denmark. This is Scandinavia. Track the journey that the Vikings took and find the countries to which they sailed.

Read p. 49, 50, and **answer questions** 1-4 (Part A) on p. 53.

Write five facts that you have learned about Vikings.

Get out for a walk or a run.

Tuesday

ENGLISH

1. MSW – learn next 6 spellings and complete the crossword. Use your dictionary to find the meaning of any unknown words.
2. Grammar rewind, Better English p.96. Look back to p. 76 if you need help remembering what a conjunction is.
3. Read for at least ten minutes

MATHS

1. Mental Maths
2. Tables Champions x10 and divide by 10

3. Skip counting 10, 20, 30, 40, 50, 60, 70, 80, 90, 100, 110, 120

4. 3-D Shapes – get some of the 3-D shapes you found yesterday

-Watch the following tutorial <https://www.youtube.com/watch?v=3-QwWFkz5hw>

-Use your 3-D Shapes to find faces, vertices and edges

Note: a rectangular prism is the same as a cuboid

-Will your shapes roll or slide? Try rolling them, and then try sliding them down a flat surface.

-Complete p. 116 Busy at Maths

Gaeilge:

Léigh Comhrá lch. 101 Abair Liom F (Read conversation p.101) - copy of page at the end of this document.

Read each word in Part F – listen to voice recording if you need to.

Críochnaigh na habairti (Finish the sentences)

1. Tá sé ag cur sneachta. **Caithfidh tú** cóta agus lámhainní a chur ort.

It is snowing. **You must** put on a coat and gloves.

Read the remaining sentences and fill in the missing words. Each time you should be writing.

Caithfidh tú _____ agus _____ **a chur ort.** (You must **put on** your _____ and _____).

GEOGRAPHY

Read p.71, 72 and 73 of your Small World Geog. and Science You may have read some of this already. I gave you p.72 to read by accident last week, it should have been p. 71.

Answer questions 1-5 Part A, p. 73

4th Class can also complete part B, C, D and E. This is **optional for 3rd class** which means you can do it if you want more work!

Example for Part B: No. 3 For how long can a brown trout live in a lake? Answer 16 years.

Part C – The source of the river will be in a mountain (marked in brown). For example, the source of the River Liffey is the Wicklow Mts. and the mouth is at Dublin Bay.

Part D – Earlier in the year, we learned that a **bay** is formed where the sea cuts in around the coast. A **headland** is a small piece of land that juts out into the sea and is surrounded by water on three sides. Malin Head in Donegal is the most northerly point in Ireland. Mizen Head and Brow Head in Cork are the most southerly points in Ireland.

Get out for some fresh air and exercise

Wednesday


ENGLISH

1. MSW - learn next 6 spellings and do activities 5, 6, 7
2. Comprehension – Two Friendly Cows (Better English p.97 A, B, C). Use your dictionary to look up any unknown words and write the meaning beside the word.
3. Complete a ½ page in your handwriting book.

MATHS

1. Mental Maths

2. Tables Champions x10 and divide by 10
3. Skip counting 10, 20, 30, 40, 50, 60, 70, 80, 90, 100, 110, 120
4. Shape Nets



If you cut open an empty cereal box, which one of the above images would it look like? What about a dice? A tin of beans? A pyramid? A Toblerone bar?

The above images are shape nets. Look at your cylinder, sphere, cuboid, cube, triangular prism and pyramid (if you have them). Can you guess what each of the above 3-D shapes are?

-**Complete** p. 17 Busy at Maths

GAEILGE

- Léigh an comhrá arís (Read the conversation again).
- Lch. 38 (p.38) Reminder: ar means on

Ar + **mé** = orm (on **me**)

Ar + **tú** = ort (on **you**)

Ar + **sé** = air (on **him**)

Ar + **sí** = uirthi (on **her**)

Líon na bearnaí (Fill the spaces) with the words orm, ort, air or uirthi.

The first one is mé so it will be Tá bróga orm (I have shoes on me)

- Look at the foclóir breise below (recording attached to this email and available on school website). Use these words to tell someone what you are wearing.
- For example: Tá stocaí orm, tá culaith spóirt orm agus tá bróga reatha orm.
- You could also say **Níl** geansaí orm (**I don't** have a jumper on me)

GEOGRAPHY

Read p. 51 Small World History

Draw a picture of a Viking longship – refer to the picture on p. 48 of your books or to the guided drawing sheet at the end of this document.

Get outside and get active!

Thursday

ENGLISH

1. MSW - learn the rest of your spellings and do activities 8, 9, 10
2. Listen to a story on one of the following websites or read a book for 20 minutes.

<https://www.worldofdavidwalliams.com/elevenses-catch-up/>

<https://stories.audible.com/discovery>

3. Word Study (Better English p.98)

MATHS

1. Mental Maths
 2. Tables Champions x10 and divide by 10
 3. Skip counting 10, 20, 30, 40, 50, 60, 70, 80, 90, 100, 110, 120
 4. Refer to the shape nets above. Try making your own cube shape net by using the 'net of a cube' attached to this email.
- Complete** p. 118 Busy at Maths – look at shape nets from yesterday.

GAEILGE

-Read over the comhrá again.

-Complete activity H p. 38. You must write the sentences in the correct order.

Remember the **verb** usually comes first and a noun usually follows it. I have done number one for you below:

Bhí Mamaí at iarnáil sa chistin ar a seacht a'chlog.

- **Verb** comes first (was)
- **Who?** (Mammy)
- **What** was she doing? (ironing)
- **Where?** (in the kitchen)
- **When?** (at seven o'clock)

HISTORY

Read p. 52 Small World History.

The Vikings made their first attack on Ireland at the monastery on Lambay Island.

Find Lambay Island on p.41 of your Small World Geog. and Science book. Clue: It is on the East coast of Ireland. Look at the compass rose to remind you where East is.

Answer Part B (1-4)

Think About It. How do you think the people of Ireland felt when they saw the Viking longships approaching the coast?

More information about Vikings can be found at the link below.

<https://www.scoilnet.ie/learning-path/ref/4686/>

<https://www.museum.ie/en-IE/Museums/Archaeology/Engage-And-Learn/Schools-Educational-Visits/Viking-Videos>

Religion

- Keep saying your prayers every day and night
- Help your parents at home
- Be kind to your siblings
- Grow in Love p. 73-75. You can log in to Grow in Love online at <https://app.growinlove.ie/en/login> using the following:
Email: trial@growinlove.ie
Password: growinlove

Get for a walk or run.

Friday

ENGLISH

1. Finish MSW activities
2. **Check-up** (Better English p. 99)
3. **Read** for 15 minutes

MATHS

1. Mental Maths
2. Tables Champions x10 and divide by 10
3. Skip counting 10, 20, 30, 40, 50, 60, 70, 80, 90, 100, 110, 120
4. Complete p 109 Busy at Maths

ART: Do some art, drama, running, dancing, music, hurling, gymnastics

Viking art <https://ofamilylearningtogether.com/2018/08/16/tin-foil-viking-longship-art/>

Summer art ideas - <https://www.easypeasyandfun.com/summer-crafts/>

Make sure you get out for a walk or run.

Have a fantastic weekend.

Mrs. Walsh ☺

E. Comhrá.

Mamaí: Cá bhfuil tú ag dul?

Oisín: Tá mé ag dul amach sa sneachta.

Mamaí: Ní féidir leat dul amach mar sin! Bain an seaicéad sin díot agus cuir ort do chóta!

Oisín: Á, a Mhamaí! Féach, tá an ghrian ag taitneamh!

Mamaí: Tá an ghrian ag taitneamh ach tá sé an-fhuar.

Oisín: Maith go leor. Cuirfidh mé mo chóta orm!

Mamaí: Caithfidh tú buataisi, hata, scaif agus lámhainní a chur ort freisin.

Oisín: Beidh mo chairde ag magadh fúm!

Mamaí: Ní bheidh, agus beidh tú go deas teolaí!



F. Críochnaigh na habairtí.



buataisi



spéaclaí gréine



pitseámaí



slipéir



geansaí peile




bróga peile



léine



cóta báistí



cóta



briste



uachtar gréine



lámhainní

1. Tá sé ag cur sneachta. Caithfidh tú **cóta** agus **lámhainní** a chur ort.
2. Tá sé ag cur báistí. Caithfidh tú _____ agus _____ a chur ort.
3. Tá an ghrian ag taitneamh. Caithfidh tú _____ a chur ort.
4. Tá tú ag dul ar scoil. Caithfidh tú _____
5. Tá tú ag dul go dtí an leaba. _____
6. Tá tú ag imirt peile. _____

Ní féidir leat – You can't

Bain an seaicéad sin **díot** – **Take** that jacket **off**

Cuir ort do chota – **Put on** your coat


Cuirfidh mé – I **will put**

Caithfidh tú – You **must**

Beidh mo chairde ag magadh fúm - My friends **will be** mocking me

Ní bheidh – They **won't**

Foclóir breise



Bun go Barr 4

G Le foghlaim

	mé	tú	sé	sí
ar	orm	ort	air	uirthi
				
Tá geansaí ar an mbábóg.	Tá geansaí orm.	Tá geansaí ort.	Tá geansaí air.	Tá geansaí uirthi.

Líon na bearnaí.

mé: Tá bróga _____ 	mé: Bhí áthas _____ 
tú: Tá bróga _____ 	tú: Bhí brón _____ 
sé: Tá bróga _____ 	sé: Bhí fearg _____ 
sí: Tá bróga _____ 	sí: Bhí eagla _____ 

H Athscríobh na habairtí.

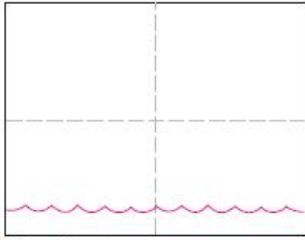
- Mamaí sa chistin Bhí ar a seacht a chlog agus iarnáil

- síos an bóthar Chonaic agus siúl fear an phoist na páistí

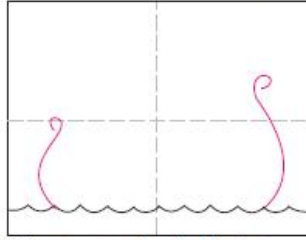
- ar a dhroim Chuir mála scoile ar maidin Rossa

- na héadaí Neasa Thóg ar a dó a chlog den líne

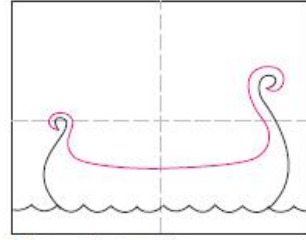
Draw a Viking Ship



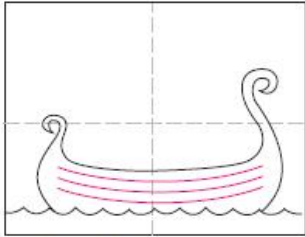
1. Draw the water waves.



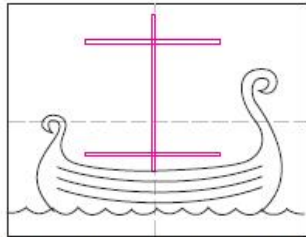
2. Draw two curved ends of the boat.



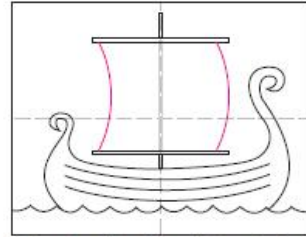
3. Connect the two ends.



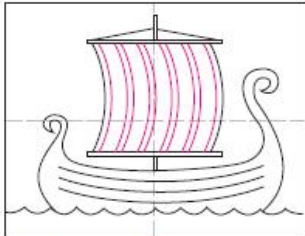
4. Add the side lines.



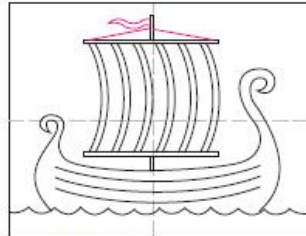
5. Draw center pole and two cross poles.



6. Draw the sides of the sail. Erase inside.



7. Draw an even number of curved stripes.



8. Add the flag and lines.



9. Trace with marker, color with crayons.